


worksheet 1



You've picked 'the owl!'
Print these worksheets out and
follow the steps below.



1. Write down the first words that come into your head when you hear the word 'owl', what does the word 'owl' make you think of?

2. Close your eyes and imagine you are an owl out at night in the forest, what would it feel like, what would you do, what would you eat?

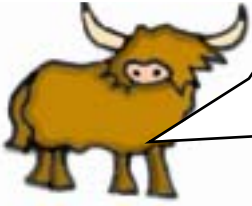
3. Have you seen an owl? Tell us what happened, what did it look like?
If you've not seen an owl before when did you first see a picture of one?

4. Imagine an owl could speak, what sort of a voice would it have? Would it speak like a woman or a man, would it be old or young, sad or happy?


5. Imagine if an owl could dream, what do you think it would dream of?

worksheet 2

[Empty rounded rectangular box for name and class]



Now make up your owl poem and write it in the box below.
Use the words you have written down on worksheet 1 to help you.



Give your poem a title
and write it here.



Try using the letters of your own name in the left hand side of the poem box to start each line of your poem off!
Or you could use the letters of a owl?

Date

[Empty rounded rectangular box for date]

Signature

[Empty rounded rectangular box for signature]

[Large empty box for writing the poem]

When you've finished your poem why not have a go at colouring in the background !!